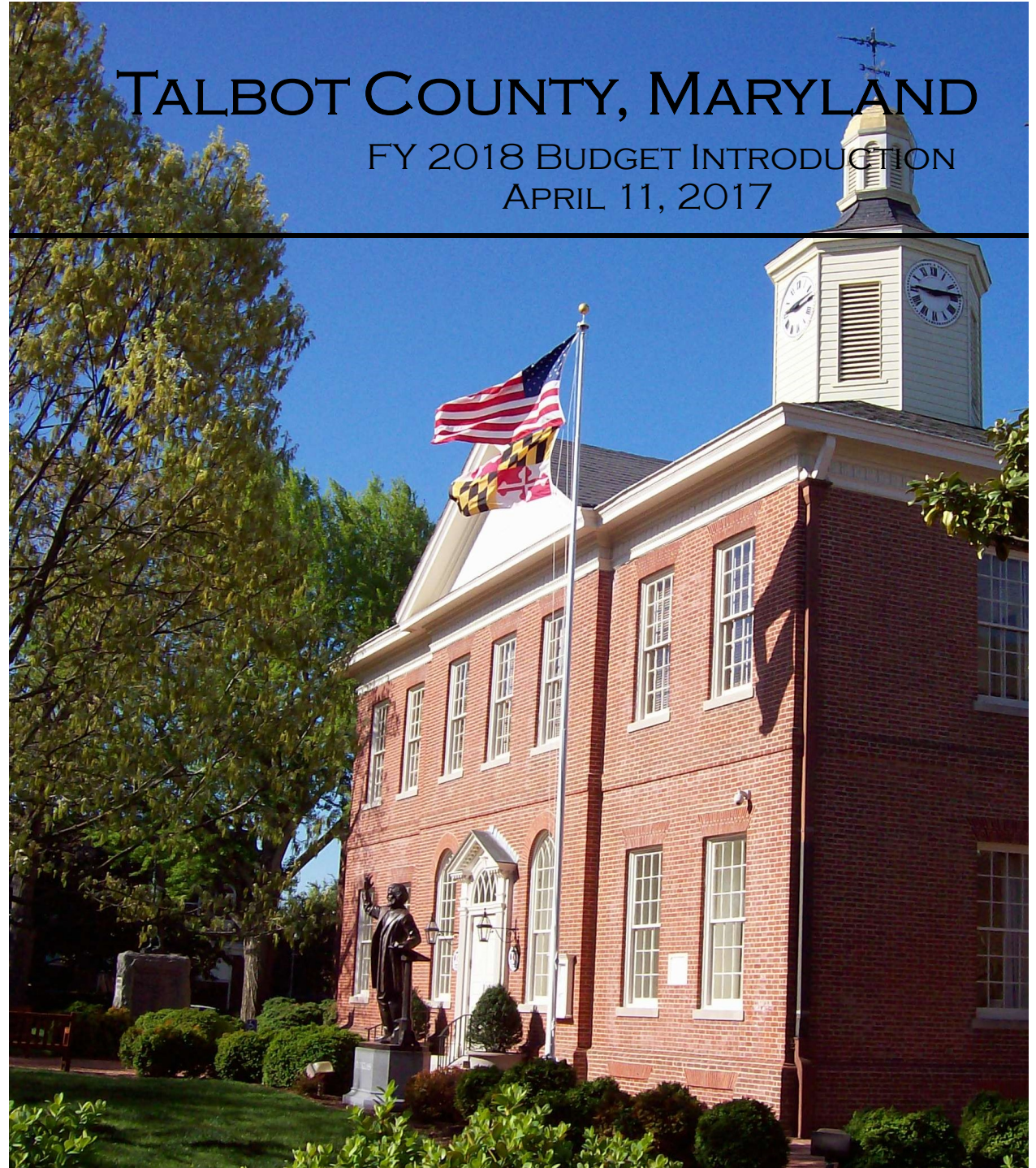




FY 2018
Proposed
General Fund Budget

\$83,458,000

Current FY 2017
General Fund Budget
\$79,350,000





TALBOT COUNTY, MARYLAND

FY 2018 PROPOSED BUDGET

Budget Overview

The County Council received funding requests for Operating and Capital Outlay of \$87,123,925, which is \$7.8 million dollars more than the current FY2017 budget, or an approximate increase of 9.8%.

The FY 2018 Budget reflects an increase of 5.18% over the current General Fund Budget, funded in part with revenues of \$2.526 million from Prior Year Fund Balance. Great effort was taken in the development of this budget which maintains current services to our citizens while continuing to maintain two of the lowest tax rates (Property Tax and Income Tax) in the State.



PROPERTY TAX CAP

FY 2018 PROPOSED BUDGET

In order to fund expenses for the public school system, the Talbot County Council has proposed to override the voter imposed Property Tax Revenue Cap. This is authorized by State law in order to fund Education expenses only. This budget proposes to override the tax cap by \$1,171,900, the increased amount over last year's funding, which correlates to an increase of 1.59¢ in the Real Property Tax rate.



PROPERTY TAX RATES

FY 2018 PROPOSED BUDGET

County Property Tax Rates – 2017

<u>County</u>	<u>Rate</u>	<u>County</u>	<u>Rate</u>
Baltimore City	\$2.248	Caroline	\$0.980
Charles	\$1.141	Allegany	\$0.977
Baltimore	\$1.100	Dorchester	\$0.976
Frederick	\$1.060	Calvert	\$0.952
Harford	\$1.042	Wicomico	\$0.9516
Kent	\$1.022	Washington	\$0.948
Carroll	\$1.018	Montgomery	\$0.9404
Howard	\$1.014	Anne Arundel	\$0.915
Prince George's	\$1.000	St. Mary's	\$0.8523
Somerset	\$1.000	Queen Anne's	\$0.8471
Cecil	\$0.9914	Worcester	\$0.835
Garrett	\$0.990	Talbot *	\$0.5708 <i>(up from</i>
			<i>.5471 - Includes Educational Supplement of \$0.0159)</i>

**FY 2018 Proposed*



INCOME TAX RATES

FY 2018 PROPOSED BUDGET

County Income Tax Rates – 2017 *(3.20% Max)*

<u>County</u>	<u>Rate</u>	<u>County</u>	<u>Rate</u>
Baltimore City	3.20 %	St. Mary's	3.00 %
Howard	3.20 %	Frederick	2.96 %
Montgomery	3.20 %	Kent	2.85 %
Prince George's	3.20 %	Baltimore	2.83 %
Queen Anne's	3.20 %	Cecil	2.80 %
Wicomico	3.20 %	Washington	2.80 %
Somerset	3.15 %	Caroline	2.73 %
Harford	3.06 %	Garrett	2.65 %
Allegany	3.05 %	Dorchester	2.62 %
Carroll	3.03 %	Anne Arundel	2.50 %
Charles	3.03 %	Talbot *	2.40 %
Calvert	3.00 %	Worcester	1.75 %

***NO CHANGE**



TALBOT COUNTY, MARYLAND

FY 2018 PROPOSED BUDGET

Budget Overview

As part of the budget prioritization process, the County Council identified the following priorities:

- Public Safety and Health (Personnel, Equipment, Buildings)
- Infrastructure (Roads, Buildings, and Emergency Services)
- Public School Education (Maintenance of Effort) and Non Recurring Expenses



TALBOT COUNTY, MARYLAND

FY 2018 PROPOSED BUDGET

Budget Highlights

- Establishes a Central Booking Center at the Public Safety Center, 115 W. Dover Street, for more efficient services which will allow for law enforcement officers to remain available for citizen emergencies and regular patrols.
- 2 Part time positions added to the Sheriff's Office
- 1 Part time investigator added to the State's Attorney's Office
- 1 Full time position added to the Roads Department
- Additional funding for Talbot County Public Schools for a new Reading Program (Grades Pre-K – 5); 4 new High School Academic Programs and continued funding for student laptops and ipads.



TALBOT COUNTY, MARYLAND

FY 2018 PROPOSED BUDGET

Budget Highlights

- Step increase for full time County employees
- Talbot County Public Schools operations funded at the required level of Maintenance of Effort (MOE), an increase of \$189,000 from FY 2017, plus an additional \$1,122,932 in FY 2018 for programs not included in Maintenance of Effort
- County funds will provide for over 73% of the base operating budget for the Public Schools, as well as an additional \$3.3 million in debt service.
- The FY 2018 Capital Projects Budget includes the following projects for the Talbot County Public schools:
 - \$2.7 million for the planning and design of a new Easton Elementary School
 - \$550,000 for the final phase of the St. Michaels Schools Roof replacement



REVENUES

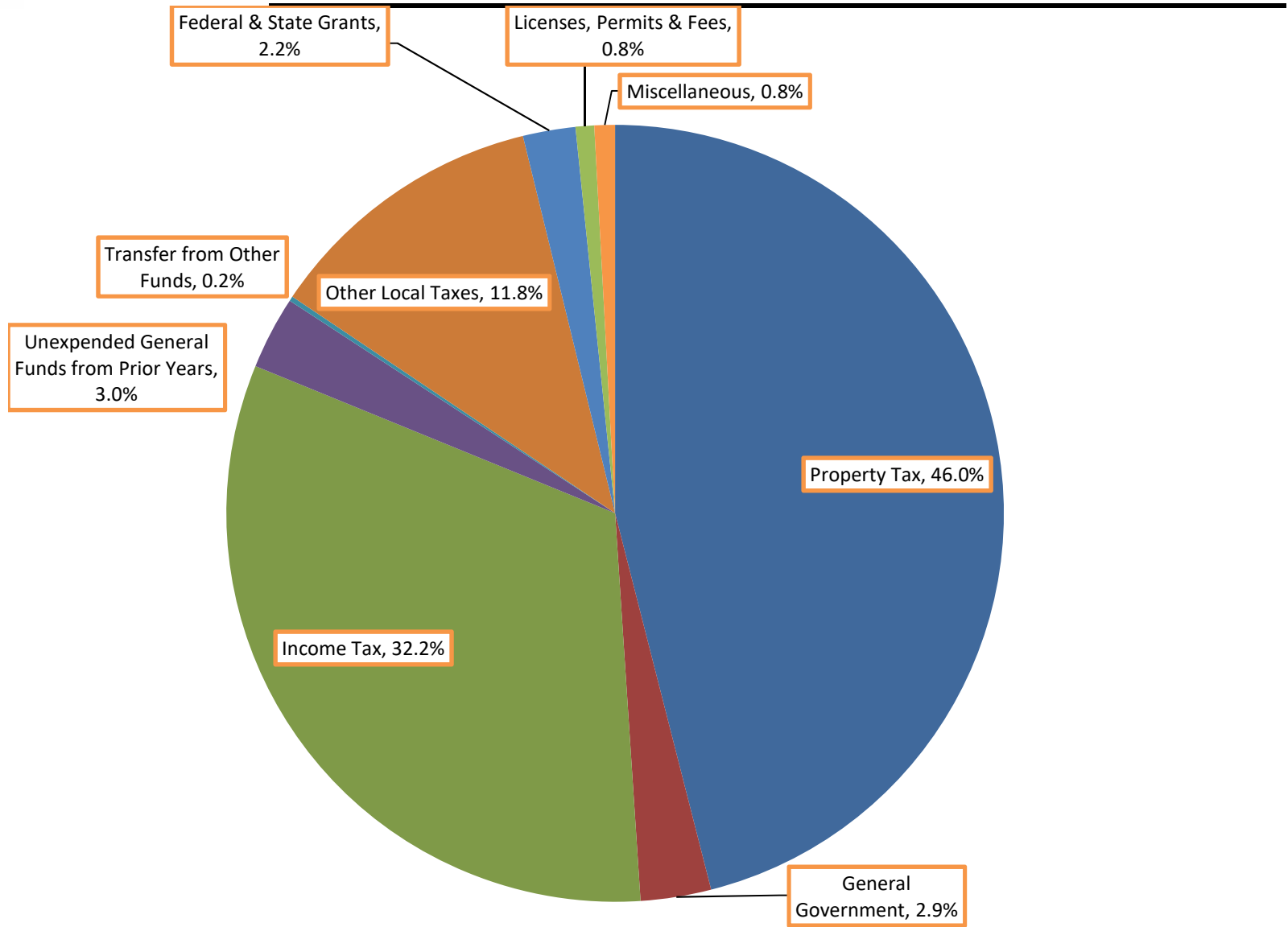
FY 2018 PROPOSED BUDGET

	<u>FY 2017 Budget</u>	<u>FY 2018 Proposed</u>	<u>Change</u>
Property Taxes	\$ 36,149,000	\$ 38,406,400	↑ 6.2%
Income Taxes	\$ 26,100,000	\$ 26,900,000	↑ 3.1%
Other Local Taxes	\$ 9,830,000	\$ 9,830,000	0.0%
State/Federal Grants	\$ 1,648,040	\$ 1,825,528	↑ 10.8%
Other Operating Revenues	\$ 3,271,960	\$ 3,804,072	↑ 16.3%
Transfer from Other Funds	\$ 195,000	\$166,000	↓ 14.9%
Prior Year's Fund Balance	\$ 2,156,000	\$ 2,526,000	↑ 17.2%
Totals	\$ 79,350,000	\$ 83,458,000	↑ 5.18%



GENERAL FUND REVENUES








FY 2018 PROPOSED BUDGET





EXPENDITURES

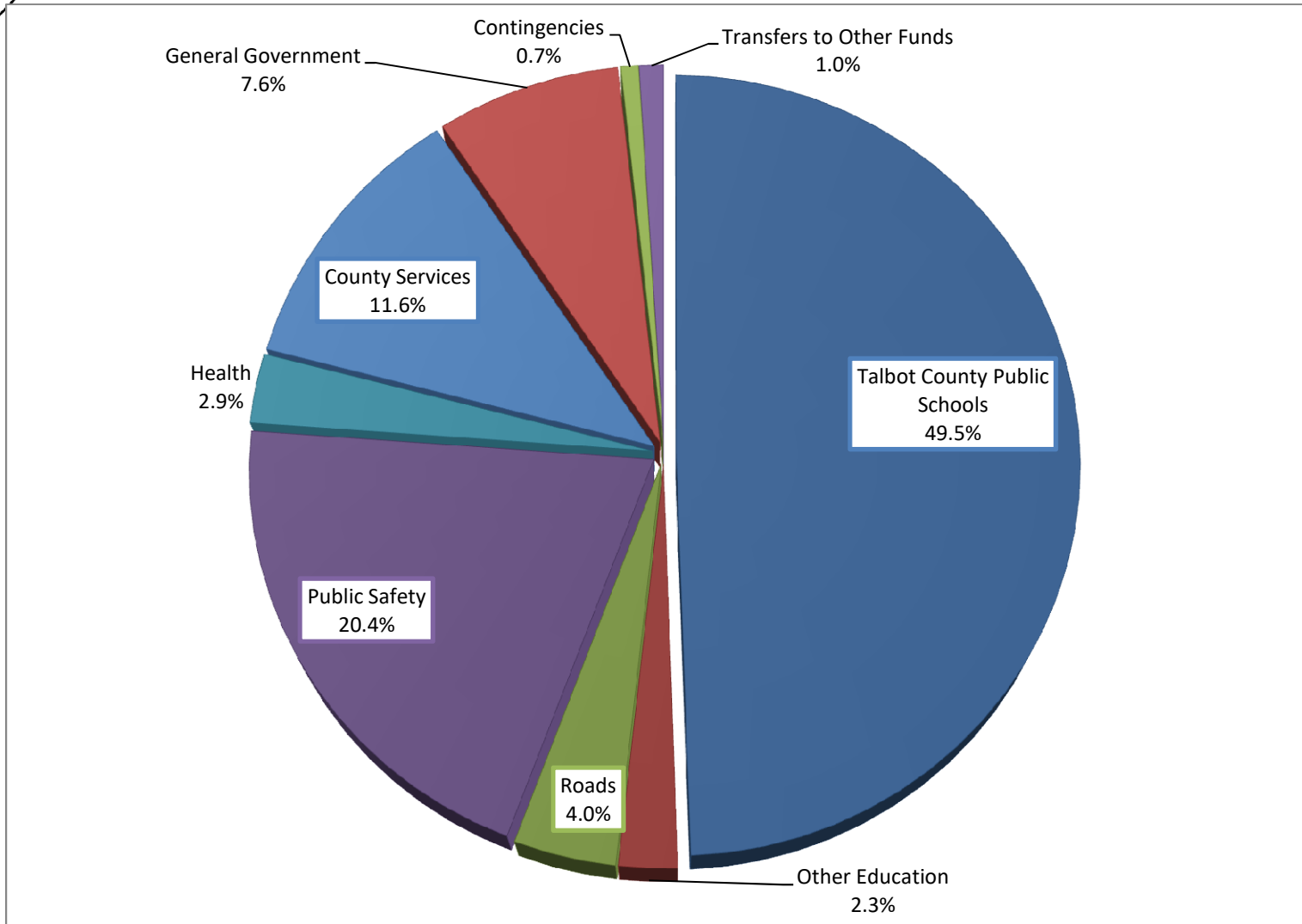
FY 2018 PROPOSED BUDGET

	<u>FY 2017 Budget</u>	<u>FY 2018 Proposed</u>	<u>Change</u>
Public Schools	\$ 40,139,756	\$ 41,274,294	 2.83%
Public Safety	\$ 16,181,301	\$ 17,060,676	 5.43%
County Roads Maintenance	\$ 2,737,200	\$ 3,322,227	 21.37%
Health Services (Includes School Health)	\$ 2,408,300	\$ 2,408,300	0.00%
Library	\$ 1,187,285	\$ 1,265,723	 6.61%
Chesapeake College	\$ 1,799,877	\$ 1,903,323	 5.75%
Other County Operations	\$ 14,896,281	\$ 16,223,457	 8.91%
<hr/>			
Totals	\$79,350,000	\$83,458,000	 5.18%



GENERAL FUND EXPENDITURES

FY 2018 PROPOSED BUDGET





FUND BALANCE

FY 2018 PROPOSED BUDGET

Discretionary Balance 06/30/2013	\$6.0 million
FY 2014 transfer to Emergency Reserve ("Rainy Day")	-.2 million
FY 2014 Surplus	+3.9 million
Discretionary Balance 06/30/2014	\$9.7 million
FY 2015 transfer to Emergency Reserve ("Rainy Day")	-.1 million
FY 2015 Surplus	+4.4 million
Discretionary Balance 06/30/2015	\$14.0 million
FY 2016 transfer to Emergency Reserve ("Rainy Day")	-.6 million
FY 2016 Surplus	.3 million
Discretionary Balance 06/30/2016	\$13.7 million
Projected to Balance FY 2017 (Budgeted \$2.2 million)	0.00
Discretionary Balance 06/30/2017	\$13.7 million
Used to Balance FY 2018 Budget	-2.5 million
Remaining Balance for FY 2019 & Beyond	\$11.2 million



TALBOT COUNTY, MARYLAND

FY 2018 PROPOSED BUDGET

Capital Projects Fund Proposed Projects

County Facilities

Security Enhancements -County Buildings 200,000

Waterways & Wharves

Public Landings Maintenance Program 50,000

Black Walnut Point - Stone Revetment 150,000

Highways & Streets

Culvert Replacement Program 1,000,000

Bellevue Road 200,000

Black Dog Alley 200,000

Public Schools

St. Michaels Roof Replacement 550,000

Easton Elementary Schools Replacement 2,700,000

Easton High School Metasys HVAC 17,000

PA/Scoreboard 9,000

Total Proposed FY 2018 Capital Projects

5,076,000



TALBOT COUNTY, MARYLAND

FY 2018 PROPOSED BUDGET

Budget Recap

Public Safety is the highest priority in this Budget

- Additional Public Safety Staffing and Resources
- Continued investment in County Facilities and Infrastructure
- Increase in funding for public schools of \$189K and new funding for expenses not included in MOE of \$1.1 million
- The General Fund balance is available, but shrinking.
Long term sustainability must be preserved



Talbot County, Maryland

FY 2018 Proposed Budget

Talbot County Public Hearings on the FY 2018 Proposed Budget:

Tuesday, May 2, 2017

2:00 pm Bradley Meeting Room

7:00 pm Easton High School Cafeteria

For more information on the

FY 2018 Proposed Budget

(Bill No. 1356)

Visit Our Website:

www.talbotcountymd.gov